

August 2012



***NOTE FROM PRESIDENT DEE***

Hi Folks!

Great things are happening at AHRS. We have a new project for Marvin Shepherd to perform his magic on. Below is the wood cabinet of our Zenith (Shutter Dial) 9 S 244 Chairside radio. This radio has been in our possession for several years, but we only got permission recently to add it to our inventory. These Chairside radios are very collectable and will be added to our museum when we finish with the restoration.



Things are starting to pick up for our “dog and pony” show. Maybe we should change the name to the AHRS Production Company? Yesterday, Sunday, August 12, 2012, I did a solo show for the Huffman United Methodist Church’s Men’s Club. It started with breakfast at 0730 hours and the show at 0745. Everyone had a good time, and they made a nice donation to our club.

I just got an order from The Etowah County Historical Society in Gadsden this November 9<sup>th</sup>. These shows are lots of fun, so don't be afraid to volunteer for a position. Openings are for Grip, Best Boy, Sound engineer and Speakers. No tap dancing or singing required. (Sorry folks, I just finished watching the 1933 version of "42nd Street").


On a serious note, The California Historical Radio Society is still in need of funding to buy the building that they have been in for the past few years. If you haven't had a chance to read up on the CHRS, please go to: <http://www.californiahistoricalradio.com/>. All donations are tax deductible. Our own AHRS has donated \$1,000 to the fund. If they are not able to get the building then all monies will be returned.

*Dee Haynes*

243-4630 or k4hfx@bellsouth.net

## **Update on Dave Cisco**

Dave went through Lipotripsy on August 13, and doctors were able to remove one kidney stone. There is still one stone, and doctors will be going back in for a second procedure. Hopefully, by the time the newsletter is distributed, Dave will be home and well on the road to recovery.



## **DEE'S VIDEO SHOW**

Ed Bruchac sent me this link. The video is a bit long, but really fun to see all the old 1955 cars with their 10 meter mobile equipment.

<http://www.crompton.com/hamradio/>

## **SOUNDS FROM THE PAST**

By Tom Desaulniers/K4VIZ/Conway, AR/tom@k4viz.com

I've been fascinated with electronic stuff ever since I was a kid 10 or 11 years old. Of course, it started with a Christmas gift crystal radio and escalated to 1 and 2 tube radios. Yes, I know, transistors and integrated circuits are the thing now, but there is just something about a glass jar with a glowing filament and grids and plates that somehow seems so mystical. And even cooler, back in the old days, was the ominous glow of the mercury vapor rectifier, but that's another story.

This story is about something I found in a flea market/antique store when Hop and Margaret Hays were paying us their annual visit last month out here in Arkansas. We were strolling around this store when a big brown wooden cabinet caught my eye. It begged me to take it home, so I did. Turned out to be an RCA battery-operated "farm radio." How cool, 4 each 1-1/2 volt filament tubes and a 4-inch speaker and a 5-inch diameter dial. WOW, the cabinet was nearly perfect, and the clear plastic dial cover is still clear, not yellow and cracked. Amazing! So I agreed on \$35 and took it home.

OK, now what?? The wiring to the battery plug was all dried out, and the insulation was gone. Also, the plug was a 4 pin and the labels inside the cabinet showed 2 plugs for the B battery and a 2 pin for the A battery. Hmmmmmmmmm!!! Plus, all 4 tubes had burned out filaments. RATS! Oh well, a trip to the internet blessed me with a schematic and parts placement list and even some tune-up data. Now we're cooking...I replaced all the old wax/paper capacitors (condensers), called Hop and got some tubes on the way, cleaned the cabinet with Murphy's oil soap and gave it a good rub down with some bee's wax furniture polish. Things are really looking up now.

Now, we need a 90 volt battery and a 1-1/2 volt A supply. A trip to the Dollar Store netted me ten each 9 volt batteries, and a trip to Radio Shack got me a battery holder for two D cells. I reworked that holder so the batteries are in parallel, and I made a pack of ten 9 volt batteries that I hooked in series. By the way, that thing will bite you!! We're making progress.

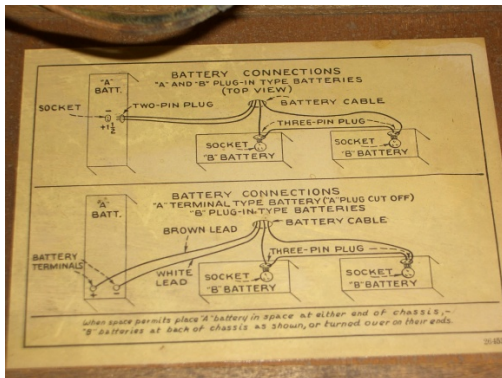
The tubes arrived in record time, and I was ready to go. With new tubes in place and batteries hooked up, I was looking forward to some fun listening. NO LUCK. A lot of whistling and motorboating ensued. Man, what could be wrong here???? A call to Hop was in order. He suggested I try checking and replacing any resistors that might have changed values. OK, three resistors had changed a little, so I replaced them. No luck. A little bit better, but no joy. I sat it aside for a few days to think about it.

A few nights later I turned it on and could hear MANY stations, but they all sounded like a regen receiver with the regen set too high. I reached around the back and put my fingers on the audio output tube, and it got a good bit better. Hmmmm. What's this all about? Maybe it wants a real ground, not a dipole hooked to the two antenna leads. I looked closer and sure enough one of the "antenna" wires was a chassis ground. I hooked the ground to the center screw of a wall socket and that thing just fairly came alive--great reception, unbelievable sensitivity and selectivity.

Tuning around later that night, I came across WBBM in Chicago (780 KC). I still prefer kilocycles to kilo HERTZ. The topper of the evening was that WBBM was playing old Hopalong Cassidy shows.

It doesn't get better than that. And by the way, this old radio seems to be more sensitive and selective than any of the modern radios I have. Looking at the schematic, it seems that by 1939 they had pretty much perfected the 4 tube superheterodyne design, as it appears to be exactly like the radios I was repairing at my part-time college job in the mid sixties.

It was a fun project and I enjoy listening to that old radio almost every night before I go to sleep (see attached pictures). I have PDF files of the schematic and parts placement picture. If anyone wants them, just e-mail me. And finally, the decals inside the cabinet showing the tube placement and battery data are in perfect condition. Amazing after 73 years.



**Model 94BT1**  
 Superheterodyne

RANGE: 540-1720 KILOCYCLES  
 VOLTS CYCLES WATTS  
 BATTERY OPERATED


**LOCATION OF TUBES**  
 264541


FOR FINEST RECEPTION  
 USE ONLY GENUINE RCA RADIO TUBES

**NOTICE**  
 Consult this for location, identification and operation of the various parts of the radio and also for detailed instructions on operation.

**U. S. PATENTS**

**GUARANTEE**  
 RCA Manufacturing Company, Inc.  
 CAMDEN, N. J. U. S. A.





## ***MEETING TIMES***

We meet nearly every Saturday of the month at 09:00 AM in the one-story building at the corner of 8th Avenue North and 18th Street (1801 8th Avenue North, Birmingham, AL 35203). Use the rear (Southeast) entrance.

It has also been decided to open the shop on Tuesday, as well as Saturday. We have a lot of projects going on and need the extra day to get it all done. So, until further notice, we will be open Tuesdays from 9am till...and on Saturday morning. Note that parking could be a problem on Tuesdays, because it is a business day, and the lot is usually filled, so you might have to find street parking occasionally.

**Come to the Monday Night Meetings, TOO, on the 4<sup>th</sup> Monday of the month at 7 PM!**

## ***FREE ELECTRONICS CLASSES***

Dwight Crider has taken over Robert's classes, and the first Saturday of the month, will teach electronics classes free to members. Topics include test equipment, Resistors and Capacitance testing, Inductors and coil winding, to name only a few subjects!

We hope to see you there!



Membership dues are \$25 a year, payable beginning in January. If you have questions about your dues, you can contact Tom at 205-967-7000.

**Dues can be mailed to AHRS @ P.O. Box 131418, Birmingham AL 35213.**

## ***WHO TO CONTACT***

### **President – Dee Haynes**

243-4630

k4hfx@bellsouth.net

### **Member and Instructor – Dwight Crider**

205-979-6084

crider\_d@bellsouth.net

### **Web site – Bob Lovell**

bob@dixiwebdesigns.com

### **Web Address:**

<http://alhrs.org>

### **E-mail Address:**

ahrs2000@gmail.com

### **Newsletter – Patsy Desaulniers**

patwrite@gmail.com